


# Enclosed-Shape Bellows

## Applications

Gortite® Enclosed-Shape bellows are used in applications as varied as machine tools and race cars. Your Gortite® representative can help you determine the right one for your specific need.



*Gortite® Enclosed-Shape Bellows on suspension components for open wheel sports car.*



## Back-Up Plates

C205 Flange-Type Back-Up Plates are also available. If flange-type back-up plates are required, please send a drawing (DWG or DXF files are preferred.)

*Note: Plate orders without holes specified are shipped blank, without bolt holes. If mounting holes are required, please specify in **How to Order Enclosed-Shape Bellows** on the next page.*

## Zipper

Zipper may be included for your unique application. Please specify in **How to Order Enclosed-Shape Bellows** on the next page.

## Design Info

All covers are made-to-order per the application. To ensure the best designed cover for your specific application, please check the applicable item and give specific information where requested in **How to Order Enclosed-Shape Bellows** on the next page.

## Gortiflex® Sizes

The chart below lists tooling sizes presently available for Gortiflex® construction. For other sizes, please consult with Gortite® Both square and rectangular connections are available in any size with a small tooling charge or no tooling charge at all.

Tooling Sizes Available (Inside Diameter)										
1/2"	9/16"	5/8"	3/4"	7/8"	1"	1 1/8"	1 1/4"	1 3/8"	1 1/2"	1 5/8"
1 3/4"	1 7/8"	2"	2 1/4"	2 3/8"	2 1/2"	2 3/4"	3"	3 1/4"	3 1/2"	3 3/4"
4"	4 1/4"	4 1/2"	4 3/4"	5"	5 3/8"	5 1/2"	6"	6 1/4"	6 1/2"	6 5/8"
6 3/4"	7"	7 1/4"	7 5/8"	8"	8 1/2"	8 5/8"	9"	9 1/4"	9 1/2"	9 3/4"
10"	10 1/4"	10 1/2"	10 3/4"	11"	11 3/4"	12"	12 3/4"	13"	13 1/2"	14"
15"	16"	16 1/2"	17"	17 1/4"	17 13/16"	18"	19"	20"	21"	21 3/8"
22"	22 3/4"	24"	25"	26"	28 1/2"	30"	31 1/2"	33"	34"	36"
38 1/2"	40"	44"	48"	56"						



*Enclosed Rectangular Beam Path Bellows plus a Way Protector gantry bellows on a laser cutting machine.*

## Mounting Materials and Accessories



### Clamps

C208 clamps (.5" I.D. Minimum) are stocked in any size required. The clamp band is .5" wide.

# How to Order Enclosed-Shape Bellows

Date: \_\_\_\_\_ For Quotation Only: \_\_\_\_\_ Address: \_\_\_\_\_  
 Order Number: \_\_\_\_\_  
 Company Name: \_\_\_\_\_ City: \_\_\_\_\_ State/Prov. \_\_\_\_\_  
 Contact: \_\_\_\_\_ Country: \_\_\_\_\_ Zip/Postal Code: \_\_\_\_\_  
 Quantity of covers needed: \_\_\_\_\_ Telephone: \_\_\_\_\_ Fax: \_\_\_\_\_  
 E-Mail: \_\_\_\_\_

**Please supply a sketch/drawing/CAD file (DWG or DXF file format)/ photo of your application**

*We have a database of over 10,000 covers. Please contact your Gortite® representative to locate your previous order(s) or to see if one fits your exact requirements.*

## 1. Application (\* denotes a required field)

**Bellows For\*:**  New Design  Replace Existing Cover  
**Plane of Movement\*:**  Horizontal  Vertical  
**Part Type to be covered\*:**  Cylinder Rod or Ram  Ball Screw  
 Rod with Ball Bushing  Acme Screw  Spline  
 Other (Please specify) \_\_\_\_\_

Weld Splatter  Light  Medium  Heavy  
 Other (please describe) \_\_\_\_\_  
 Pressure: PSI = \_\_\_\_\_  Vacuum: PSI = \_\_\_\_\_  
**Temperature Range\*:** Ambient: \_\_\_\_\_ Minimum: \_\_\_\_\_ Maximum: \_\_\_\_\_  
 Maximum Travel Speed: \_\_\_\_\_

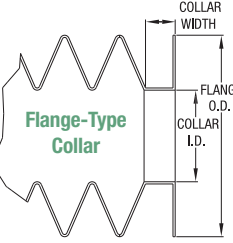
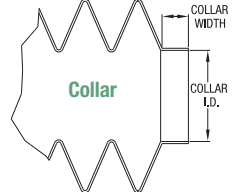
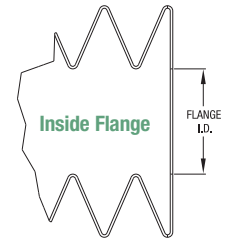
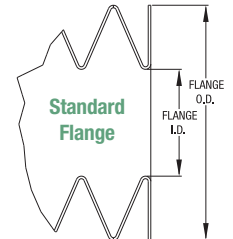
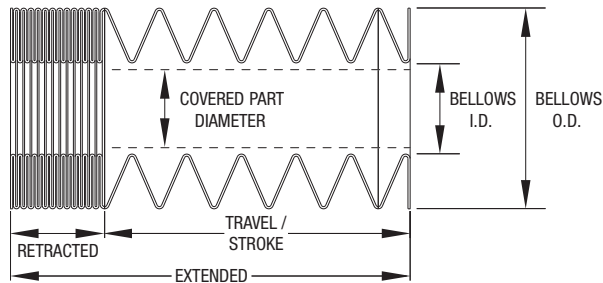
**External Environment\*:**  Clean room  FDA  
 Please indicate percentage(s) for the following:  
 Abrasive particles (Dirt, dust, sand grit, etc.)  Dry  Grinding  Hot Chip  
 Cutting Oils or Lubricants (Type) \_\_\_\_\_  
 Chemicals (Type) \_\_\_\_\_  
 Aluminum  Heavy Coolant  Water/Moisture

Acceleration (Please indicate units of measurement): \_\_\_\_\_  
 Movements/Day: \_\_\_\_\_ Axis: \_\_\_\_\_  
**Internal Environment\*:**  Clean room  FDA  
 Lubricants (Type) \_\_\_\_\_  
 Hydraulic Fluids  Standard  Fire-Resistant

**2. Cover Shape\***  Round   Square/Rectangular   Other (Sketch required; DWG or DXF file preferred)

## 3. Cover Dimensions (Please specify in inches)

**Outside Diameter of Part To Be Covered\*** (Rod, screw, etc.): \_\_\_\_\_  
**Inside Diameter of Cover\*** (Must be greater than the OD listed above; if left blank, Gortite will determine the proper clearance): \_\_\_\_\_  
**Maximum Allowable Cover Outside Diameter\*:** \_\_\_\_\_  
**Extended Length\*** (without ends): \_\_\_\_\_  
**Retracted Length\*** (without ends): \_\_\_\_\_  
**Stroke/Travel Distance\*:** \_\_\_\_\_



## 4. End Dimensions (Please specify in inches)

**End 1:**  
 Standard Flange Flange I.D.: \_\_\_\_\_ Flange O.D.: \_\_\_\_\_  
 Inside Flange Flange I.D.: \_\_\_\_\_  
 Collar Collar I.D.: \_\_\_\_\_ Collar Width: \_\_\_\_\_  
 Flange-Type Collar Collar I.D.: \_\_\_\_\_ Collar Width: \_\_\_\_\_  
 Flange O.D.: \_\_\_\_\_

**End 2:**  
 Standard Flange Flange I.D.: \_\_\_\_\_ Flange O.D.: \_\_\_\_\_  
 Inside Flange Flange I.D.: \_\_\_\_\_  
 Collar Collar I.D.: \_\_\_\_\_ Collar Width: \_\_\_\_\_  
 Flange-Type Collar Collar I.D.: \_\_\_\_\_ Collar Width: \_\_\_\_\_  
 Flange O.D.: \_\_\_\_\_

## 5. Mounting Materials and Accessories

C208 Clamp (.5" I.D. Minimum) *Note: C208 clamps are stocked in any size required. Clamp band is .5" wide.*  
 C205 Flange-Type Back-Up Plate *Note: If flange-type back-up plates are required, please send sketch (DWG or DXF).*

Mounting Holes (Specify): \_\_\_\_\_  
*Note: Plate orders without holes specified are shipped blank, without bolt holes.*  
 Zipper

 Please fax or e-mail the completed form to the number/address shown.