

NT Door Actuators

For Doors Up to 800kg

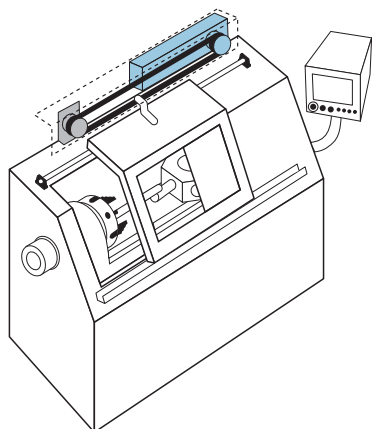
The Complete Range – For Every Application

Type		NTiB-2	NTiB-4	NT-4	NT-10	NT-14	NT-25	NT-35
Horizontal door weight*	kg	40	80	80	150	200	350	500+
Vertical door weight**	kg	7	13	13	20	35	55	85
Maximum tensile force on the toothed belt	N	150	350	350	540	920	1350	2020
Traverse path	mm	unlimited		unlimited				
Maximum traversing speed	m/s	1.0	2.0	2.0				
Nominal motor torque	Nm	2.0	4.2	4.2	10	14	25	35
Motor pulse torque	Nm	4	9	9	20	34	50	75
Maximum motor speed	min ⁻¹	1000	1000	1000	750	750	450	450
Mounting position	–	any		any				
Ambient temperature	°C	– 10 ... + 40			– 10 ... + 40			
Relative humidity	%	15 ... 85			15 ... 85			
Mains voltage	V	230 V, 50/60 Hz			230 or 400/460 V, 50/60 Hz			
Design	–	box			installation elements			
Degree of protection	–	IP65			motor IP56, control unit IP20 (NEMA 1)			

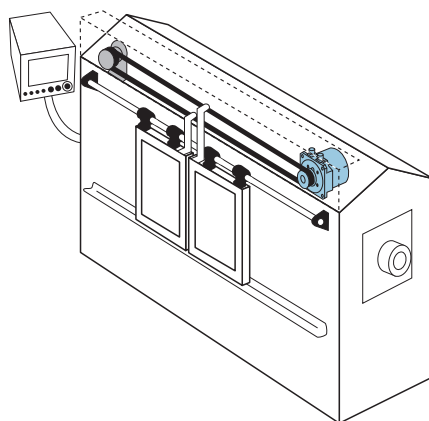
Safe Production – Reliability Is Important

The zero-force automatic opening and closing of the protective door means that the operator can work tirelessly and safely. The NT machine door actuator system consists of a brushless direct drive motor with IP56 protection (or IP65 in the box solution) with an integrated shaft encoder and a digital control unit.

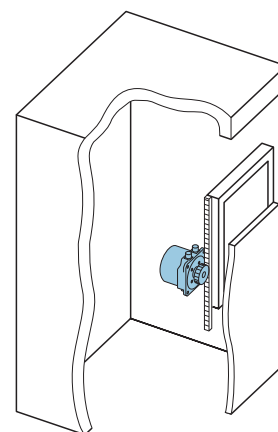
The NT machine door actuator is maintenance-free (ball bearing lubricated for life) and thanks to its own distance measurement system, does not require subsequent adjustments due to wear of the guideways.



Single-leaf horizontal door



Two-leaf horizontal door



Single-leaf vertical door

In the interest of continued improvements to our products, we reserve the right to change specifications at any time and without prior warning, and without any obligation to update products already supplied.